


H23159英文说明书AH2 : 0106010022249

材质:157g铜版纸, 骑马钉

尺寸: 90x124mm

4K 60Hz HDMI Wireless Extender



Disclaimer

The product name and brand name may be registered trademark of related manufactures. ™ and ® may be omitted on the user manual. The pictures in this user manual are just for reference. We reserve the rights to make changes without further notice to a product or system described herein to improve reliability, function or design.

HDMI[™]
HIGH-DEFINITION MULTIMEDIA INTERFACE

The terms HDMI, HDMI High-Definition Multimedia Interface, HDMI Trade dress and the HDMI Logos are trademarks or registered trademarks of HDMI Licensing Administrator, Inc.

• Important Safety Instructions

- 1) Do not expose this device to rain or place it near water. Any liquid that goes into the device may cause a failure, fire, or electric shock.
- 2) Never insert anything metallic into the open parts of this device. This may cause a danger of electric shock.
- 3) The device should be repaired only by a qualified technician.
- 4) Do not place this device near or over a radiator or heat register, or where it is exposed to direct sunlight.

• Introduction

This is a 4K@60Hz HDMI wireless extender, including a transmitter and a receiver. Adopting ipcolor STREAM technology can realize high definition and low-latency transmission. Based on the 5G wireless frequency band, with stable anti-interference and safety performance. It supports 1-to-1 wireless transmission, and the transmission distance can reach 20 meters, effectively solving problems caused by complicated wiring. It's an ideal wireless video transmission solution for video conferences, home entertainment, multimedia education, etc.

Note:

- 1) Transmission distances may vary depending on the environment.
- 2) Signals may be reduced or completely lost by solid structures such as walls, bricks, and glass.
- 3) The surrounding wireless signal may cause certain interference to the transmission, and the channel can be switched to reduce the interference.

• Features

1. Adopting ipcolor STREAM technology can realize high definition and low-latency transmission.
2. Support up to 4096x2160@60Hz resolution, backward compatible.
3. Support wireless transmission up to 20 meters (line of sight).
4. In case of multiple sets of products in the same area, support SSID pairing and channel switching to avoid interference.
5. Support 5G wireless frequency bands, strong anti-interference.
6. Support firmware upgrade via Micro USB port.
7. Portable design, plug and play.

• Package Contents



Transmitter x1



Receiver x1



Micro USB
cable x2



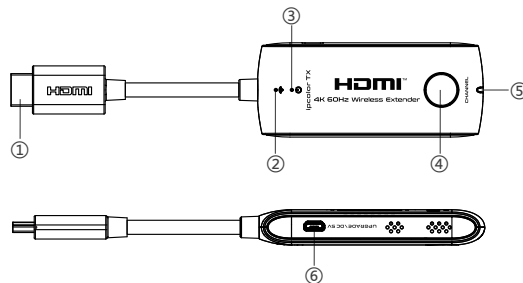
User manual x1

• Installation Requirements

1. HDMI source device (DVD, game console, PC, etc.)
2. HDMI display device (TV, projector, LED screen, etc.)

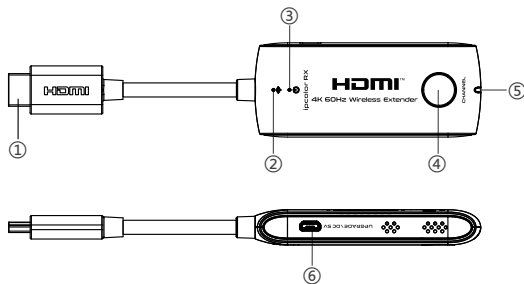
• Panel Description

Transmitter (TX)



① HDMI input	Connect with HDMI source device
② WiFi indicator	a) Slow flash: waiting for connection b) Steady on: connection succeeded c) Quick flash: SSID Pairing mode
③ Power indicator	The indicator will turn red when the power is turned on
④ Channel switch button	a) press to switch channels b) Press and hold 5s for SSID pairing c) Press and hold 10s for restore factory settings
⑤ Signal indicator	a) Light off: no HDMI signal b) Steady on: HDMI signal is transmitting c) Quick flash: restore factory settings
⑥ Micro USB port	For power input and firmware upgrade

Receiver (RX)



① HDMI output	Connect with HDMI display device
② WiFi indicator	a) Slow flash: waiting for connection b) Steady on: connection succeeded c) Quick flash: SSID Pairing mode
③ Power indicator	The indicator will turn red when the power is turned on
④ Channel switch button	a) After connecting with TX, press to switch channels b) Press and hold 5s for SSID pairing c) Press and hold 10s for restore factory settings
⑤ Signal indicator	a) Light off: no HDMI signal b) Steady on: HDMI signal is transmitting c) Quick flash: restore factory settings
⑥ Micro USB port	For power input and firmware upgrade

• Installation Procedures

1. Connection Diagrams

One to one connection



2. Connection Instructions

- Connect the transmitter to the HDMI output port of the signal source device.
- Connect the receiver to the HDMI input port of the display device.
- Plug the power supply into the devices to get started.

Note: Please connect the Micro USB cable to the 5V 1A wall charger when transmitting 4K video, for long-distance use or when the picture is not smooth.

3. SSID Pairing

- Enter the SSID pairing mode by holding the transmitter and receiver's channel switch buttons for five seconds. Both WiFi connection indicators will flash quickly in blue.

2. When the SSID pairing is successful, the WiFi indicators on the transmitter and receiver will change from quick flashing to slow flashing or steady on.

NO.	Frequency
Channel 1	5.180 GHz
Channel 2	5.200 GHz
Channel 3	5.220 GHz
Channel 4	5.240 GHz

• FAQ

Q: Why the receiver and transmitter cannot be connected, showing "Search ipcolor Tx..." on the screen?

- A: 1) Move transmitter and receiver closer.
 2) Re-power the transmitter or receiver.
 3) Re-pair the transmitter and receiver.

Q: Why the Wi-Fi indicator is steady on but showing "Please check the TX input signal" ?

- A: 1) Make sure the TX has HDMI input and that the resolution is within the specified range.
 2) Try to connect the signal source directly to the display device, or change the signal source and HDMI cable and test again.

Q: Why is the display stuttering or unstable?

- A: 1) Place the transmitter or receiver within the signal coverage and minimize obstructions between the transmitter and receiver.
 2) Switch to a different channel to avoid interference from other wireless signals.
 3) Re-power the receiver or transmitter.

• Specification

Items	Specifications	
Power Supply	Voltage/Current	Micro USB power supply (5V/1A)
	Power consumption	TX < 4.5W, RX < 3.5W
HDMI Performance and Interface	HDMI version	HDMI 2.0
	HDCP version	HDCP 1.4/HDCP 2.2
	Max transmission rate	18Gbps
	Resolution supported	4096x2160@24/30/50/60Hz (YUV 4:4:4, YUV 4:2:2 and RGB), 3840x2160@24/30/50/60Hz (YUV 4:4:4, YUV 4:2:2 and RGB), 1080P@50/60Hz, 720P@50/60Hz, 1920x1200@60Hz
	Input and output TMDS signal	0.7~1.2Vp-p (TMDS)
	Input and output DDC signal	5Vp-p (TTL)
Transmission	Wi-Fi Frequency bands	5.18-5.24 GHz
	Transmission distance	≤ 20m

Transmission	Latency	100~250ms
	Connection types	One to one
	SSID pairing	Supported
Protection Level	ESD protection	1a Contact discharge level 3 1b Air discharge level 3 Standard: IEC61000-4-2
Operating Environment	Working temperature	-20~60°C
	Storage temperature	-30~70°C
	Humidity (no condensation)	0~90% RH
Physical Properties	Dimension	TX: 40.2(W) * 230(L) * 15.0(H)mm RX: 40.2(W) * 230(L) * 15.0(H)mm
	Color	Black
	Material	ABS
	Net weight	TX: 58g; RX: 54g